



**Lori E. Lightfoot**, Mayor, City of Chicago

**CHICAGO BOARD OF EDUCATION**

**Miguel del Valle**, Board President

**Sendhil Revuluri**, Board Vice President

Board Members: **Luisiana Melendez**, **Lucino Sotelo**,

**Elizabeth Todd-Breland**, **Dwayne Truss**

**CHICAGO PUBLIC SCHOOLS**

**Pedro Martinez**, Chief Executive Officer

**Miroslava Mejia Krug**, Chief Financial Officer

**David Paul**, CPA, Interim Controller



Government Finance Officers Association

**Award for  
Outstanding  
Achievement in  
Popular Annual  
Financial Reporting**

Presented to

**Chicago Public Schools**

**Illinois**

For its Annual Financial Report  
for the Fiscal Year Ended

**June 30, 2020**

*Christopher P. Morill*

Executive Director/CEO



CHICAGO PUBLIC SCHOOLS | CHICAGO BOARD OF EDUCATION

## Popular Annual Financial Report

Fiscal Year 2021

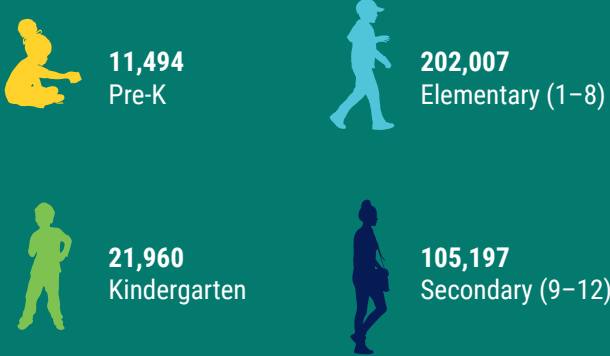
- 1** CPS at a Glance
- 2** Executive Letter
- 3** CPS Profile
- 4** Background and Summary of Financial Results
- 5** Finance Initiatives and Funding Education
- 6** Major Accomplishments

### Finance Report

- 7** Management's Discussion and Analysis
- 9** Revenues & Other Financing Sources
- 11** Expenditures by Function and Object
- 13** Capital Improvement
- 15** Long-Term Debt
- 16** Education Initiatives and Programs
- 17** Education Outcomes
- 18** In the News
- 19** Glossary
- 20** Acknowledgement & District Data

### Student Enrollment

(2020–2021 school year, as of September 20, 2020)

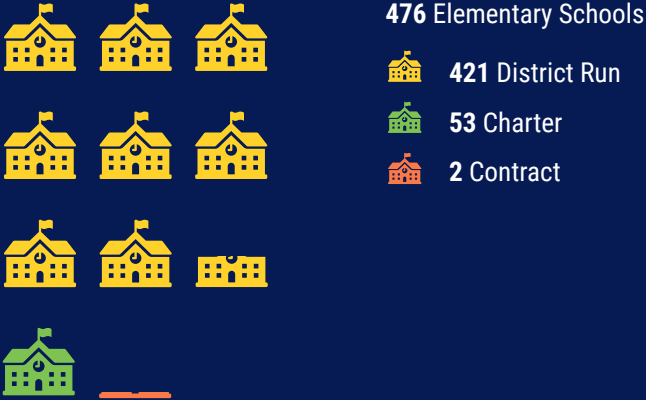


**340,658 Students**

### Schools

(638 total)

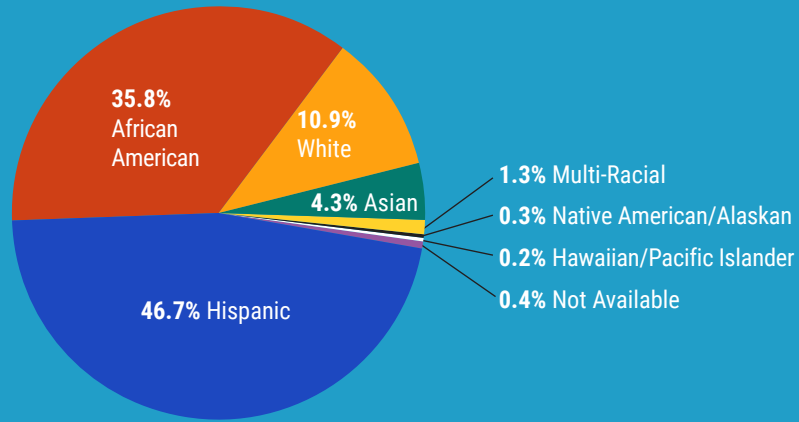
#### Elementary Schools



#### High Schools



### Student Racial Makeup

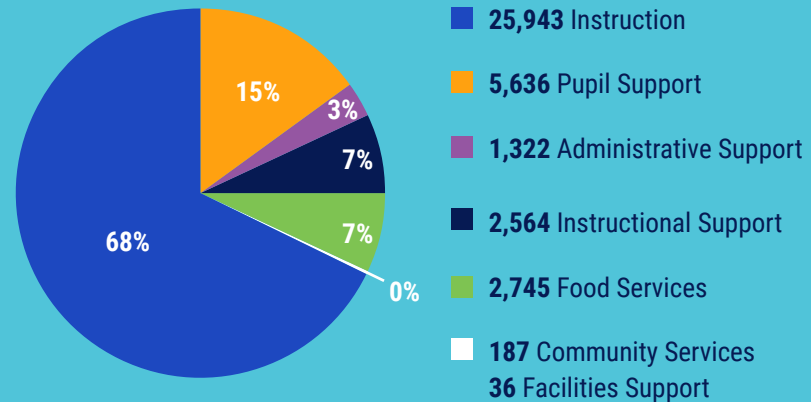


### Graduates



### Employees by Function

(38,433 total)



### Additional Student Information

- 63.8%** Economically Disadvantaged
- 18.6%** English Language Learners
- 14.6%** Students with Individual Education Programs

Dear Friends and Colleagues,

It is our privilege to present you with the Chicago Public Schools (CPS) fiscal year 2021 (FY21) financial results, which demonstrate the district's continued commitment to financial stability.

Despite unprecedented, ongoing challenges created by the COVID-19 pandemic, disruptions in the labor market, and an unpredictable global supply chain, CPS continues to focus on what matters most—providing an equitable, high-quality education for all students. Despite these challenges, the district's strong financial controls resulted in general operating revenues once again slightly exceeding expenditures.

During FY21, CPS remained committed to our Five-Year Vision, promoting equity and prioritizing resources for schools and students who need them most and investing \$566 million to priority facilities needed at neighborhood schools, full-day pre-K expansions, ADA accessibility, and continued expansion of technology upgrades and modern science labs.

Despite the pandemic's educational disruptions, our schools went above and beyond to support our students, leading to several record-breaking achievements. For example, CPS' one-year dropout rate is the lowest-ever at 3.8% with improvements by all children, and the five-year graduation rate is at an all-time high of 83.8%.

To address the academic and social-emotional impacts of COVID-19 in FY22, the district dedicated federal stimulus funds to launch Moving Forward Together, a new multi-year initiative that will invest \$525 million to provide the resources and supports our students and school communities need to accelerate their learning and gain the social-emotional skills needed to heal from the pandemic.

Our FY22 operating budget totals \$7.8 billion and invests \$4.4 billion in school-level funding (an increase of more than \$266 million from last year). Our capital budget invests \$706.6 million in projects that will help ensure students across the city have access to modern, safe school buildings for years to come. School budgets for FY2022 will provide CPS schools with a comprehensive set of supports to advance equity, expand access to free pre-K, meet the needs of diverse learners, increase nurse, social worker, and case manager staffing to record-high levels, and address unique student needs arising from the pandemic.

We remain committed to working with the Chicago Board of Education and the Honorable Mayor Lori E. Lightfoot to continue our district's historic progress. Our focus moving forward will be on maintaining the district's financial stability and on improving the equity and transparency that is needed if every child from every community in Chicago is to receive the education they need for success in college, career, and civic life.

Respectfully submitted,



**Miguel del Valle**

President  
Chicago Board of Education



**Pedro Martinez**

Chief Executive Officer  
Chicago Public Schools

## Chicago Board of Education



**Miguel del Valle**  
President



**Sendhil Revuluri**  
Vice President




**Luisiana Melendez**  
Board Member



**Lucino Sotelo**  
Board Member



**Elizabeth  
Todd-Breland**  
Board Member



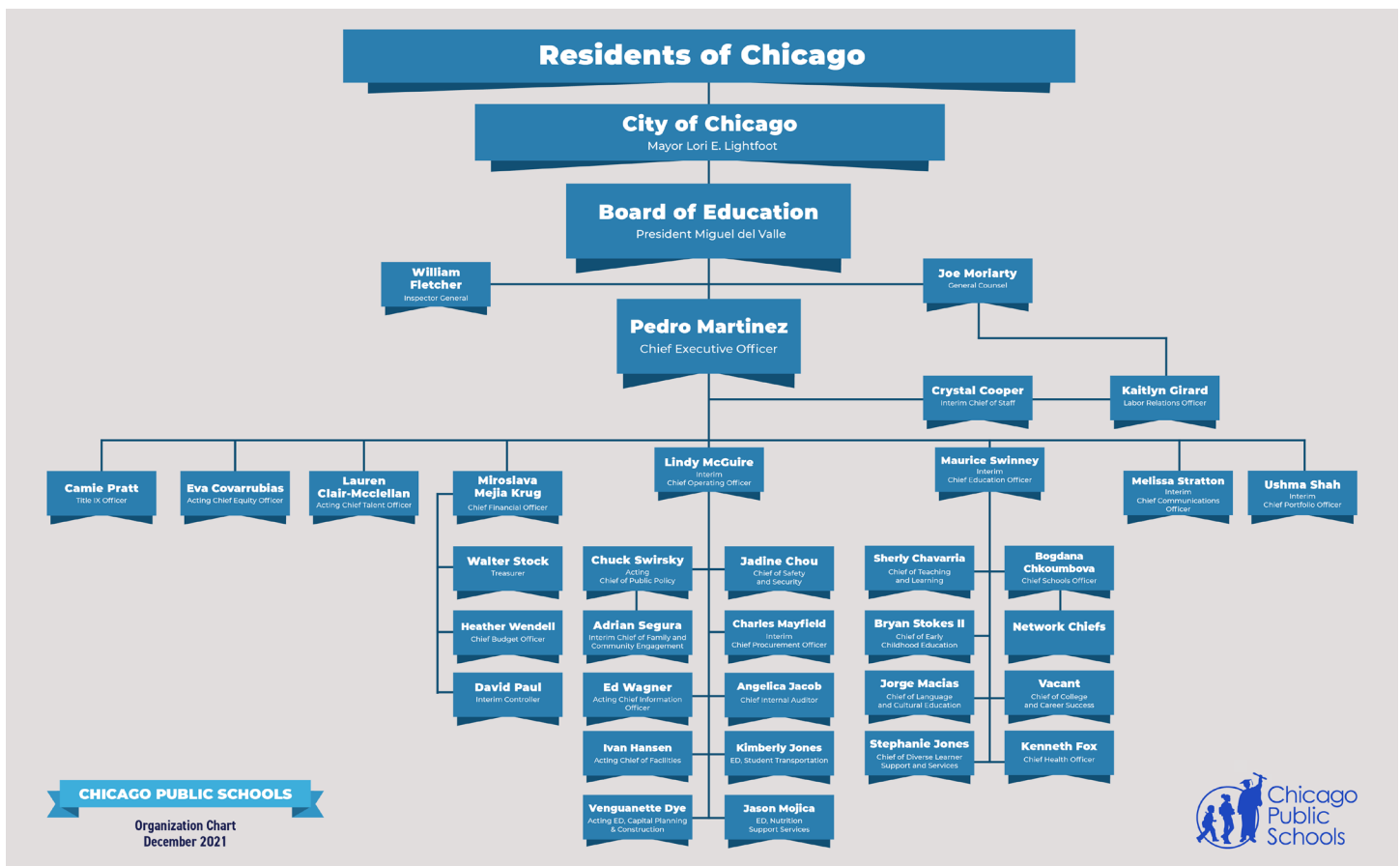
**Dwayne Truss**  
Board Member



Chicago Public Schools (CPS) is a body politic and corporate, and a school district of the State of Illinois having boundaries coterminous with the City of Chicago. The Board of Education of the City of Chicago is established under and governed by Illinois School Code and is not a home-rule unit of government. The Board of Education of the City of Chicago operates a system of schools primarily for grades pre-kindergarten through twelve. As the third largest school district in the nation, our schools and students reflect the broad diversity of our city. In fiscal year 2021, CPS had 638 schools, including district-run traditional and options schools, charter and contract schools. Student enrollment as

of September 2020 was 340,658 while CPS employs 38,433 workers, including 25,943 teaching positions.

CPS is governed by a seven-member Board of Education appointed by the Mayor of the City of Chicago. Board members elect one member to serve as President of the Board. In addition, pursuant to amendments to the Illinois School Code initially enacted in 1988, elected Local School Councils, composed of parents, teachers, principals and community representatives, exercise certain powers relating to the operation of individual schools, most notably the selection of principals.



## Chicago Public Schools



**Pedro Martinez**  
Chief Executive Officer



**Miroslava Mejia Krug**  
Chief Financial Officer

## Introduction

This popular version of our annual financial report is designed to give our readers a snapshot of Chicago Public Schools' (CPS) financial condition and to highlight information that our parents, teachers, supporters, and community and state leaders should find helpful for improving their understanding of our operations.

This report does not provide all the detailed financial information that is contained in our Annual Comprehensive Financial Report (ACFR). The ACFR includes all of the audited financial statements and disclosures. For a detailed report, please visit our website at <https://www.cps.edu/about/finance/annual-financial-report/>.

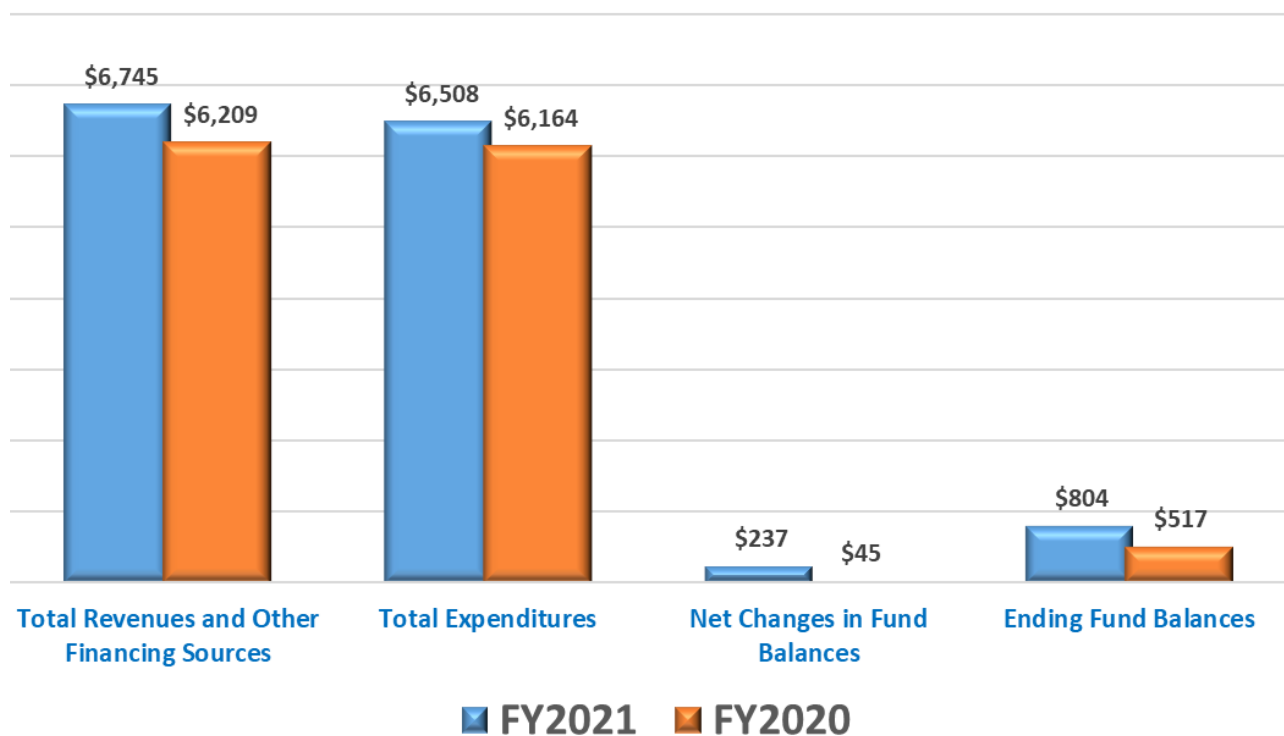
The primary function of the Office of Finance is to ensure the financial integrity of the organization and to accurately report on CPS' financial condition in accordance with all state and federal legislation, governmental regulations and Board policies. While the

external, independent auditors focus primarily on verifying the accuracy of the information presented, they also assess the financial risks to the organization and review the processes that CPS has in place to reduce these risks. As highlighted throughout this report, CPS has focused on improving its financial foundation and funding those activities that will improve the educational achievement of our students.

## How We Did Last Year

Despite the unprecedented COVID-19 pandemic, the general operating fund had revenues and other financing sources of \$6.745 billion and expenditures of \$6.508 billion, resulting in \$236.7 million net change in fund balance. It ended FY2021 with a positive fund balance of \$803.8 million, which is the fourth consecutive year of positive fund balance for CPS. Actual general operating fund's expenditures were \$408 million under the FY2021 final budget.

**REVENUES, EXPENDITURES AND NET CHANGES IN FUND BALANCE  
GENERAL OPERATING FUND  
(Amounts in Millions)**







# Major Accomplishments

## Finance Major Accomplishments

- Secured rating upgrades from Standard & Poor's and Moody's for general obligation bonds. All outlooks are stable or positive.
- Implemented a new cloud-based financial reporting automation software to streamline the reporting process for the Annual Comprehensive Financial Report and other financial reports. The compilation time for FY2021 ACFR was reduced significantly.
- Developed a budget informed by stakeholder feedback that provided schools with equitable funding and stability.
- Implemented a new accounts payable forensic software to prevent fraud and identify the potential errors of the payment process.
- Developed FY2022 enrollment strategy ensuring that schools experiencing an out-of-trend enrollment decrease will see enrollment inputs that match either the school's FY2017-2020 average

enrollment change, or FY2020 (Fall 2019) 20th day of enrollment.

- Successfully consolidated the School Support Center into the Office of Finance and established the School Resource Strategy team to support principals in aligning resources and to support their strategies outlined in their Continuous Improvement Work Plans.

## Professional Financial Awards

- The Government Finance Officers Association has awarded CPS with the Certificate of Achievement for Excellence in Financial Reporting each year since 1996 for its ACFR.
- Since 1998, CPS has also received the Association of School Business Officials Certificate of Excellence in Financial Reporting.
- In addition, CPS has received the Award for Outstanding Achievement in Popular Annual Financial Reporting for FY2020.



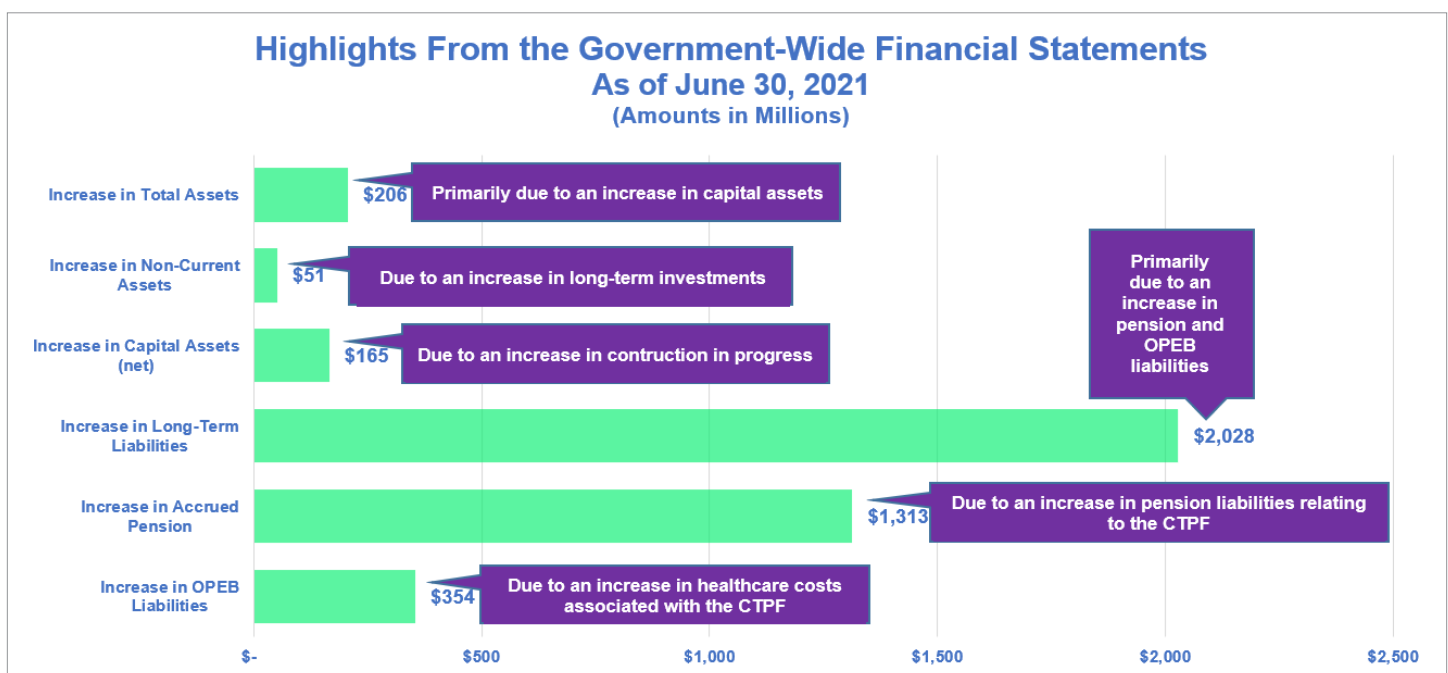
Each year, CPS produces an Annual Comprehensive Financial Report. It is prepared using a reporting combination of both government-wide financial statements and fund financial statements. Financial data contained in this report is presented in conformity with Generally Accepted Accounting Principles (GAAP).

- Government-wide financial statements include the Statement of Net Position and the Statement of Activities which provide a broad, long-term overview of CPS’ finances. They are reported using the accrual basis of accounting.
- Fund financial statements include the balance sheet and statement of revenue, expenditures, and net changes in fund balances. They provide a greater level of detail of revenues and expenditures and focus on how well CPS has performed in the short term. These statements use the modified accrual basis of accounting.

## Highlights from the Government-Wide Financial Statements

- Total assets were \$9.8 billion and increased \$206.0 million or 2.1% primarily due to an increase in capital assets in FY2021. Non-current assets increased \$51 million primarily due to the increase in the long-term investments. Capital assets, net of depreciation, increased by \$165.0 million due to an increase in construction in progress in FY2021.

- In FY2021, CPS issued \$557.5 million of Unlimited Tax General Obligation bonds and refunding bonds. Long-term liabilities increased \$2.028 billion or 7.9% due to an increase in the pension and other post-employment benefit liabilities. The total long-term portion of debt outstanding and capitalized leases was \$8.9 billion in FY2021 and \$8.6 billion in FY2020.
- The net pension liability increased to \$15.44 billion in FY2021 from \$14.13 billion in FY2020, which was an increase of \$1.31 billion or 9.3%. The year-end balance reflects the net pension liability related to Chicago Teachers’ Pension Fund (CTPF).
- The total OPEB liability increased to \$2.91 billion in FY2021 from \$2.55 billion in FY2020, which was an increase of \$353.5 million, or 13.8%. The year-end balance reflects the OPEB liability for healthcare costs associated with CTPF.
- CPS’ net position decreased \$1.50 billion to a deficit of \$17.38 billion. Of this amount, CPS recorded a negative \$1.76 billion net investment in capital assets, net of depreciation, and related debt. Restricted net position of \$830 million are reported separately to present legal constraints from debt covenants and enabling legislation. The deficit of \$16.451 billion of unrestricted net positions represents the shortfall CPS would experience if it had to liquidate all of its non-capital liabilities as of June 30, 2021.



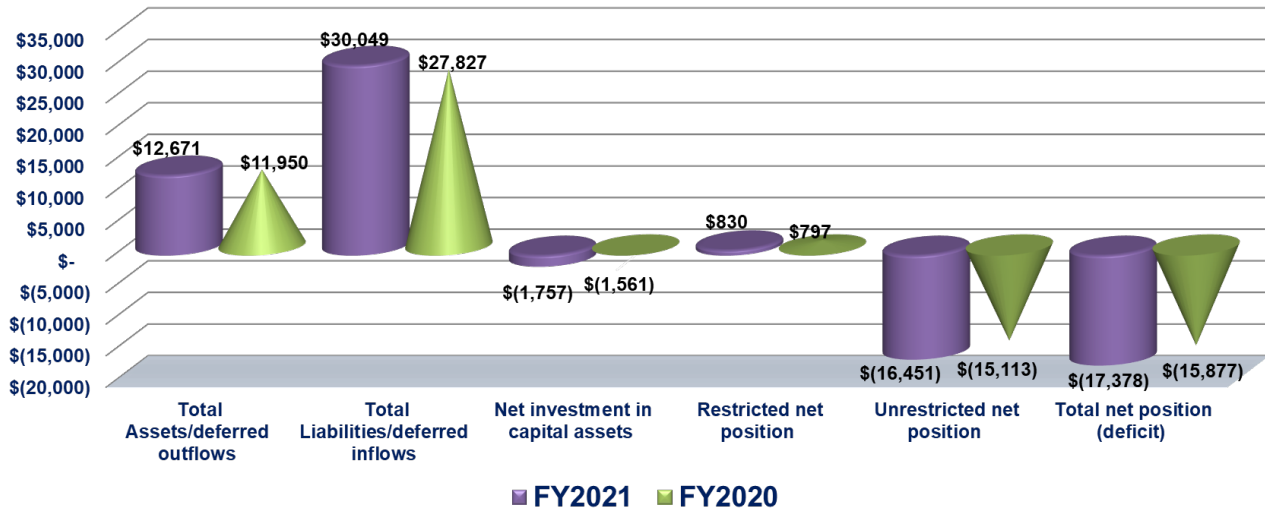
The following condensed Statement of Net Position and Changes in Net Position are aimed at citizens who are interested in a government’s finances, but do not have direct access to the detailed accounting data. The government-wide financial statements are designed to provide readers with a broad overview of the school district’s finances in a manner similar to a private sector business.

The Statement of Net Position presents information on all of CPS’ assets and liabilities, with the difference between the two reported as net position. Increases

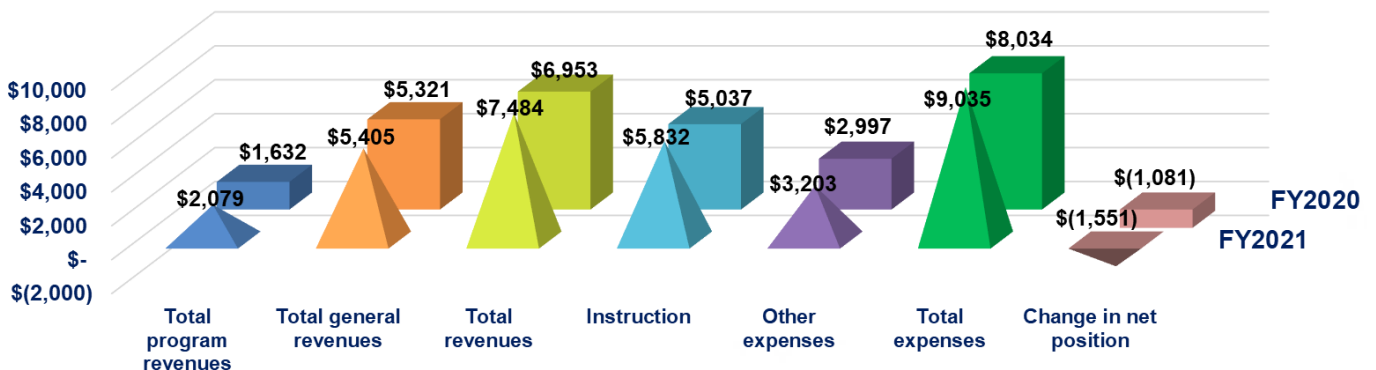
or decreases in net position may serve as a useful indicator of whether the financial position is improving or deteriorating.

All of CPS’ services are reported in the government-wide financial statements, including instruction, pupil support services, facility support services and food services. Property taxes, replacement taxes, state aid, interest and investment earnings finance most of these activities. Additionally, all capital and debt financing activities are reported here.

## Condensed Statement of Net Position (Amount in Million)



## Condensed Changes in Net Position (Amount in Million)

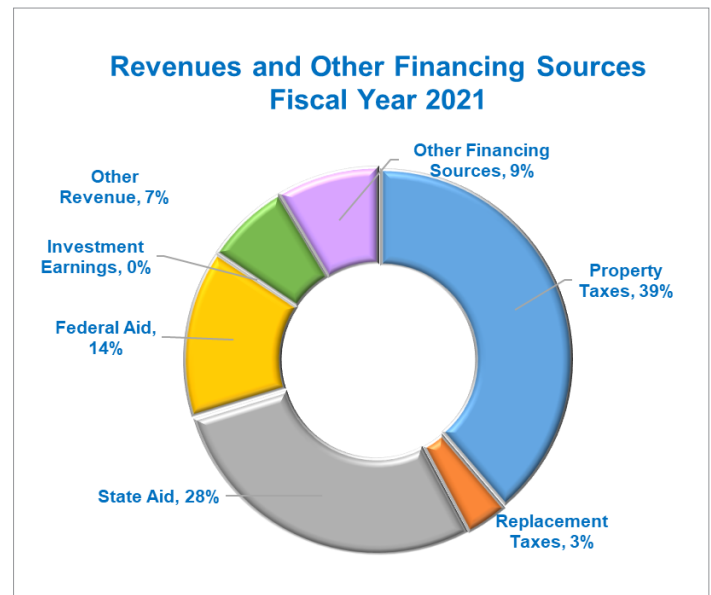




## How are Chicago Public Schools Funded?

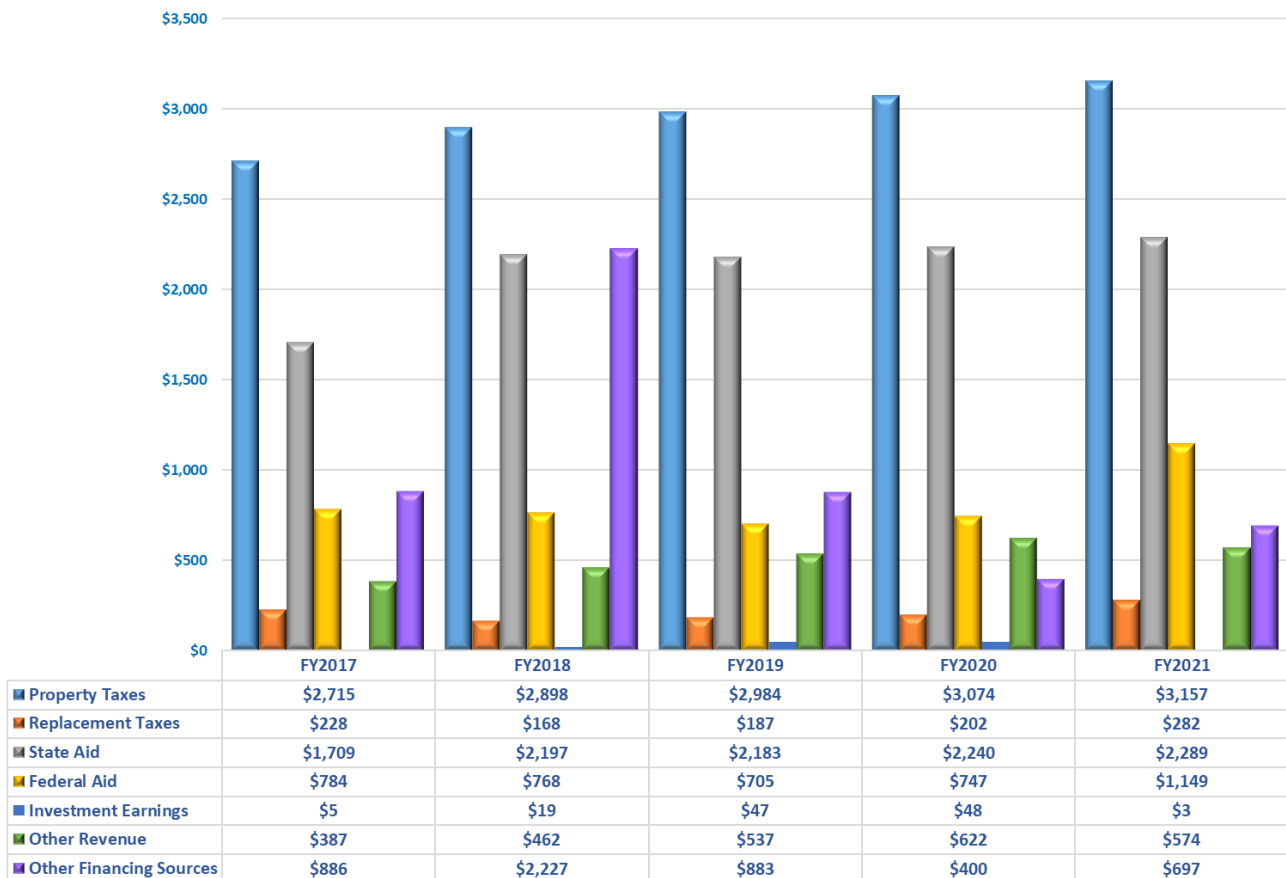
CPS is financed through a combination of local, state and federal sources. CPS uses fund accounting to ensure and to demonstrate compliance with government accounting and legal requirements. Resources from all sources across all funds totaled \$8.2 billion for FY2021.

\*Governmental Fund Financial Statements are available in CPS' Annual Comprehensive Financial Report (ACFR)



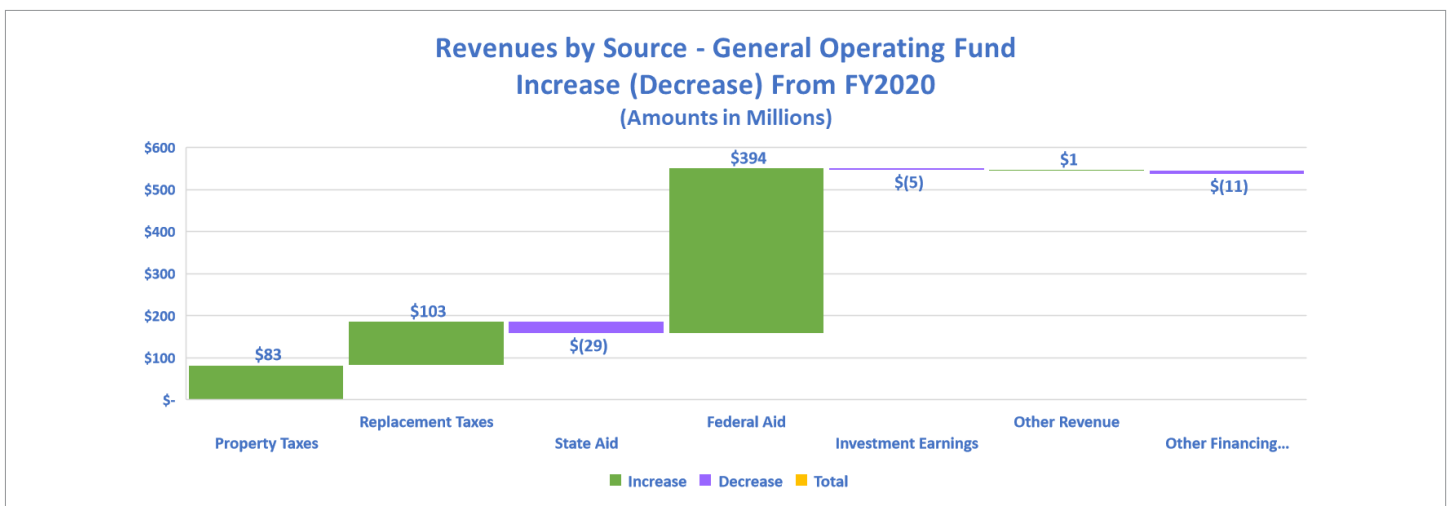
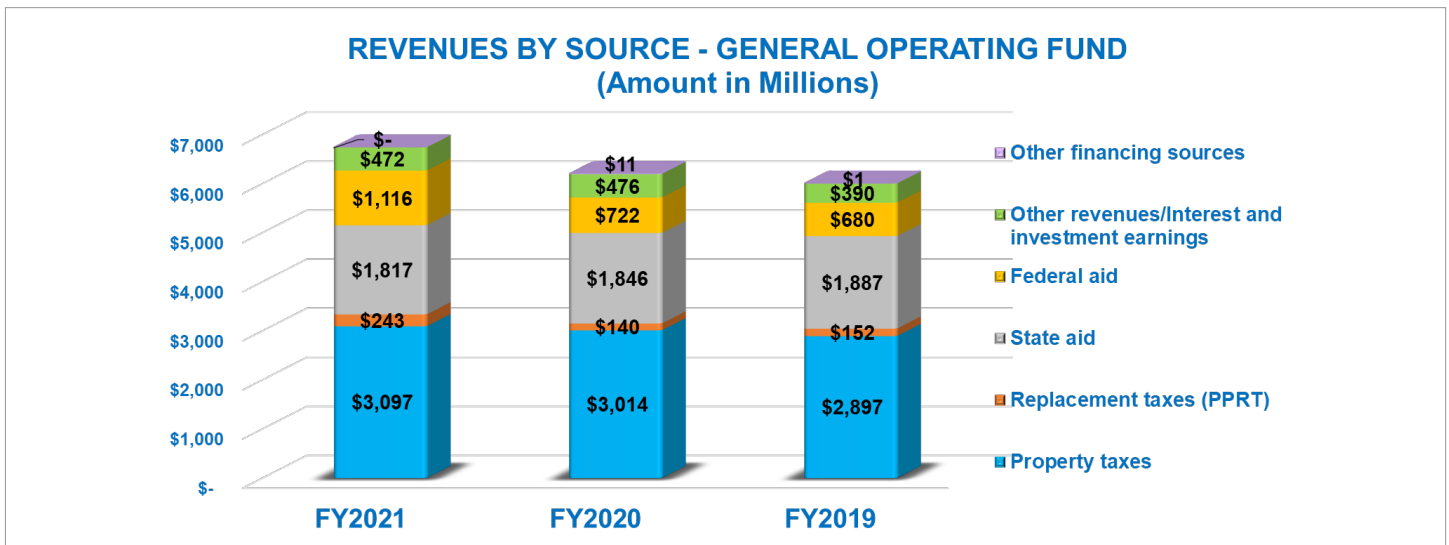
## Resources and Other Financing Sources - All Funds

(Millions of Dollars)



The following charts present a summary of revenues and other financing sources by type for the General Operating Fund (GOF) for the fiscal years ended June 30, 2021, June 30, 2020 and June 30, 2019. Local property taxes provide approximately 45.9% of all revenues in fiscal year 2021. The other local revenues come from personal property replacement taxes, interest income and other miscellaneous revenues.

- Property tax increased by \$83 million or 2.8% from FY2020 as collections from the existing levies were higher due to the inflation 2.3%, new property added to the tax bases and slightly larger than expected assessment increases.
- Personal property replacement tax (PPRT) increased by \$103.0 million in FY21 due to significant overperformance of State corporate income tax receipts compared with last year.
- State aid decreased by \$29 million, or 1.6% from FY2020 as a result of diversions to charter schools approved by Illinois State Board of Education along with more Evidence Based Funding revenues utilized for Debt Service Fund expenditures.
- Federal aid increased by \$394.0 million in FY2021. CPS received the revenue from Elementary and Secondary School Emergency Relief Fund (ESSER) as the part of CARES Act to cover new expenditures related to COVID-19.
- Other revenue, interest and investment earnings and other financing sources decreased by \$15 million, or 3.1% from FY2020, mainly due to a decrease in other financing sources of \$11 million from FY2020.



# Finance Report: Expenditures by Function and Object

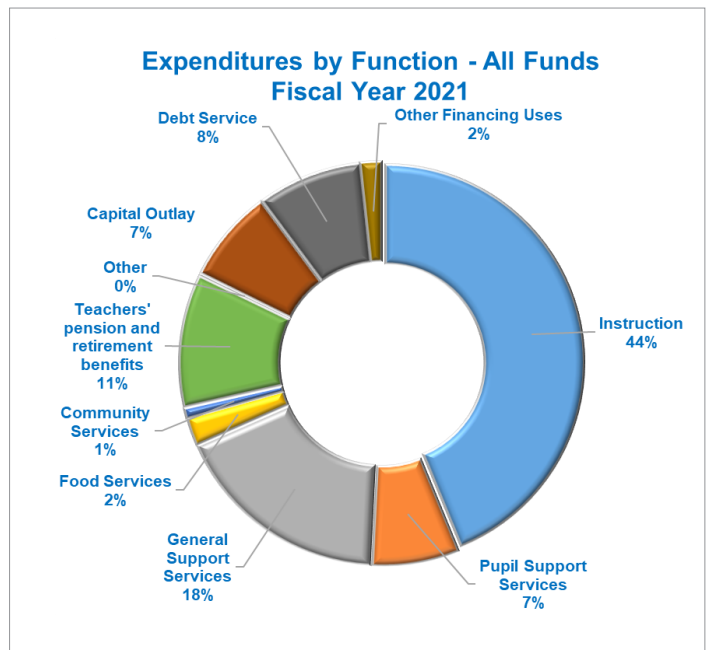
## Where Does the Money Go?

These graphs display FY2021 and previous years' expenditures across specific program areas. Instruction includes basic education and special education for students with physical, mental, emotional and/or learning disabilities. Also included are vocational education, summer school, supplementary bilingual education and education for economically deprived students.

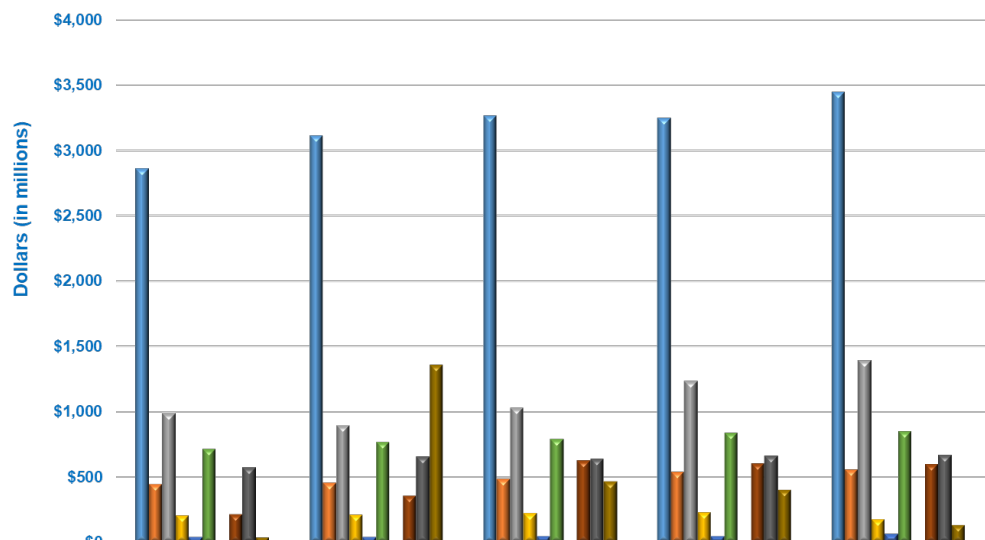
Pupil Support Services includes guidance counseling, social work, speech pathology, nursing, psychology, occupational and physical therapy services.

General Support Services include Administrative, Facilities and Instructional support services. In FY21, these services were increased by \$156 million, mainly due to the increase in Administrative support by \$71.8 million and the increase in Instructional support by \$48.0 million.

Detailed fund financial statements and description of other expenditures by function are available in CPS' ACFR.



## Expenditures by Function - All Funds



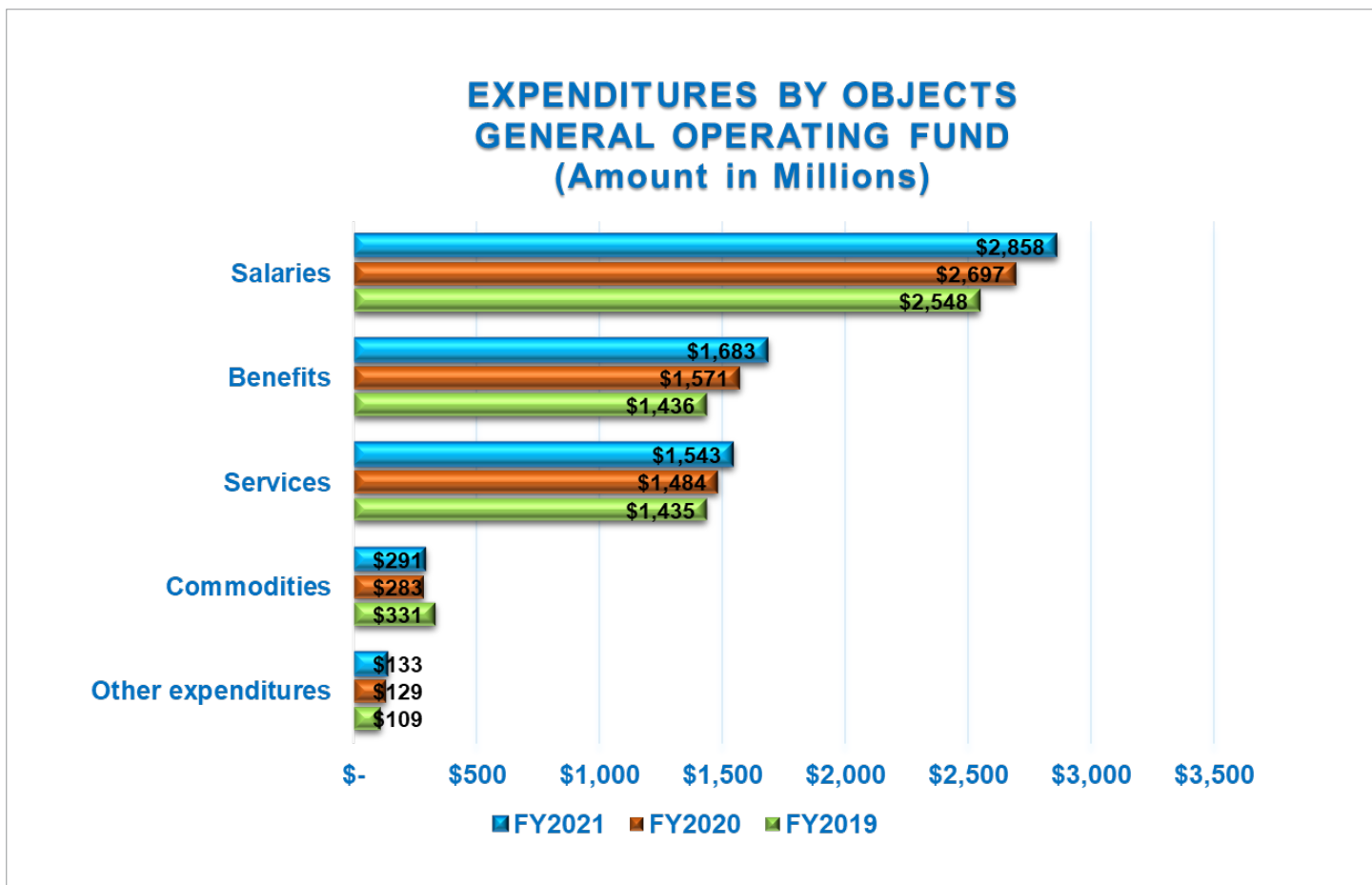
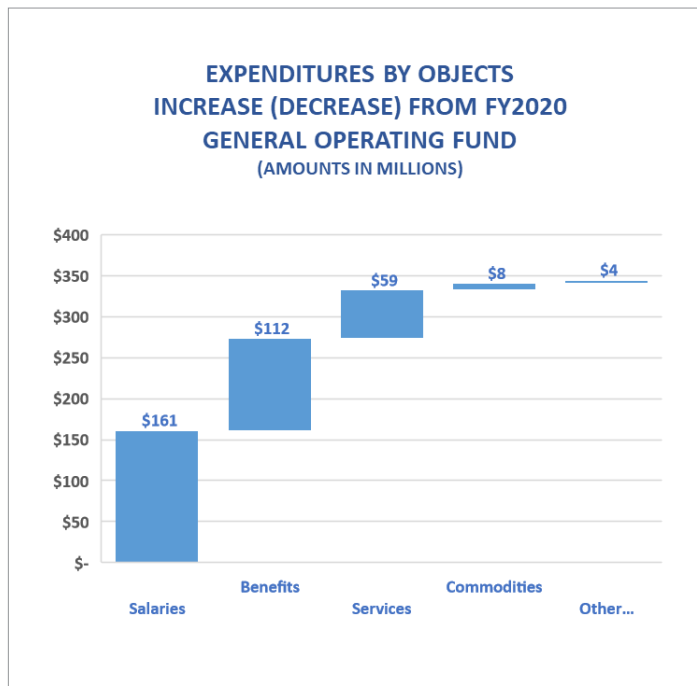
	FY2017	FY2018	FY2019	FY2020	FY2021
Instruction	\$2,859	\$3,108	\$3,263	\$3,247	\$3,445
Pupil Support Services	441	453	486	538	552
General Support Services	985	890	1,027	1,232	1,388
Food Services	200	207	219	227	175
Community Services	40	40	43	44	63
Teachers' pension and retirement benefits	709	763	787	835	844
Other	13	10	16	18	12
Capital Outlay	217	352	625	599	592
Debt Service	570	651	636	661	664
Other Financing Uses	36	1,355	466	402	133



## Expenditures by Object

The following chart represents a summary of the GOF expenditures by objects for the fiscal years ended June 30, 2021, June 30, 2020 and June 30, 2019.

- FY2021 total expenditures of \$6.508 billion increased \$344 million, or 5.6% from FY2020 total expenditures of \$6.164 billion.
- Salaries increased by \$161 million, or 6.0% from FY2020, mainly due to contractual salary increases related to CPS' new labor contracts and new positions.
- Benefits costs increased by \$112 million or 7.1% in FY2021. This change correlates with the increase in overall salaries and increase in health care costs.
- Services expenditures increased by \$59 million or 4.0% from FY2020, driven mostly by \$51.8 million in increased payments to charter schools and \$34.0 million in professional services.



# Finance Report: Capital Improvement

The Capital Improvement Program (CIP) is designed to relieve overcrowding and renovate school buildings to enhance the educational environment. Chicago Public Schools' CIP uses a phased prototype renovation process that allows CPS to restore buildings while minimizing the impact on students and maximizing the benefit to the community. Since the inception of the CIP in 1995, the CIP has made a significant impact on the physical quality of our schools, which in turn has made a substantial impact on our students' learning environment.

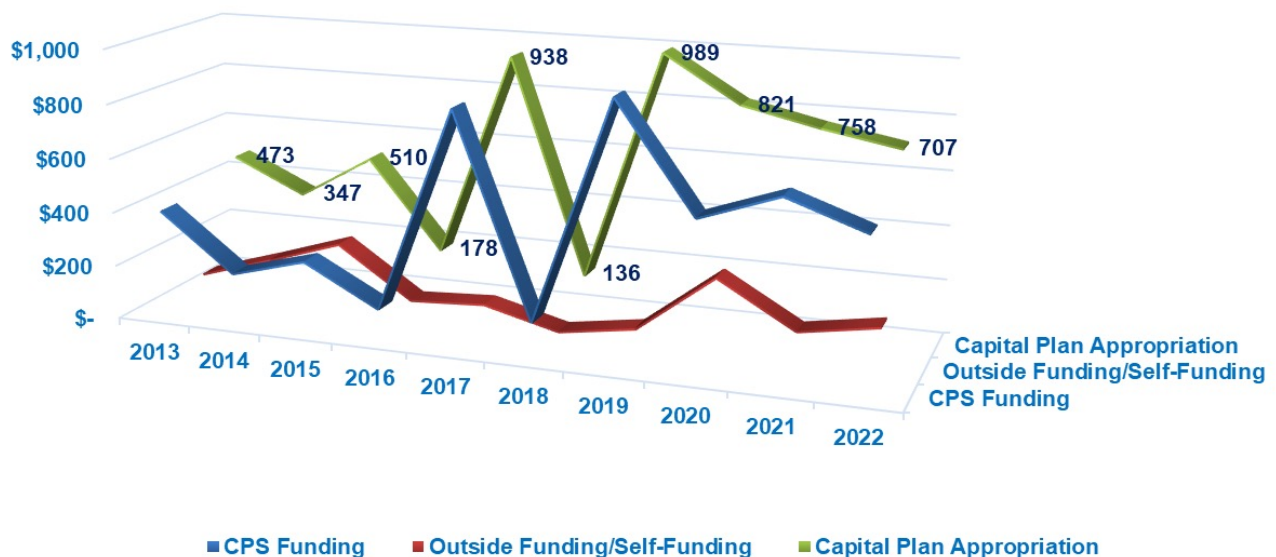
Since 2011, CPS and the Board of Education have appropriated over \$6.4 billion to build new schools, provide playgrounds and air conditioning, improve access to technology with new computers and expanded bandwidth, expand academic programs (career and technical education programs, for example), and make core investments in our facilities to maintain roofs, fix chimneys, and replace or fix boilers and other mechanical systems. This has been done to ensure the students have a high-quality learning environment to support their education.

## New Construction and Renovations

Below are the projects that are currently being pursued, in various stages, and a quick snapshot of the FY2021 projects that will take two or three years to complete.

Program Scope	Total # of Projects
Facility Need	31
Chimney Stabilization	9
Fire Alarm Replacement	5
Masonry Remediation Program	53
ADA Program/Student Accommodation	31
Interior Improvement	19
Full Day Pre-K Expansion 202	85
High School Science Lab	28
Programmatic Initiatives	18
Overcrowding Relief	1
Site Improvement	23
Potential State Funded Projects	10
<b>Totals</b>	<b>313</b>

**Capital Plan by Project Year**  
Budget Dollar Amount in Million



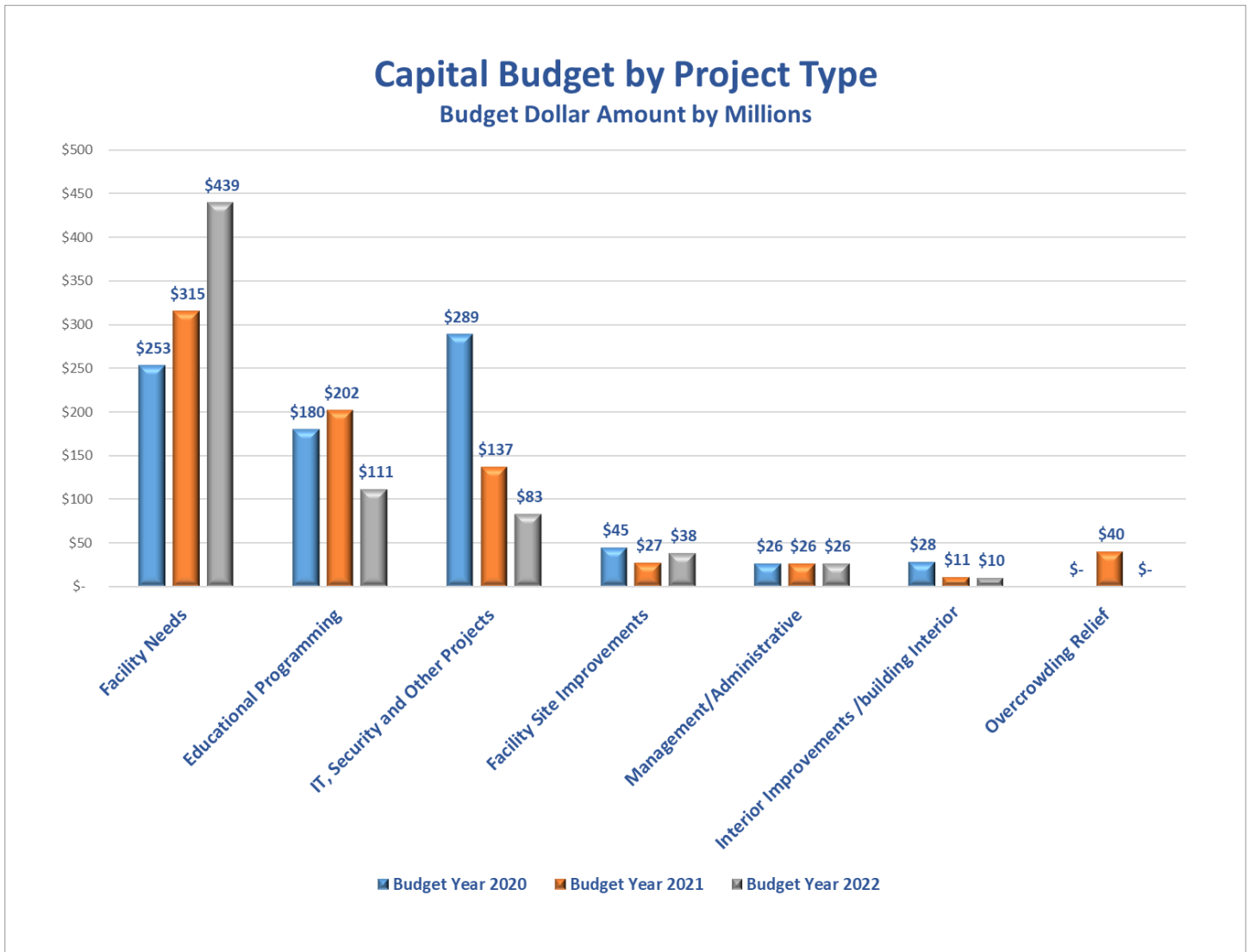
## Capital Improvement Plan for FY2022

The FY2022 budget for CPS includes a capital budget of \$706.6 million of capital investments that will focus on priority facilities needs at neighborhood schools; full-day Pre-K expansions; ADA accessibility; and continued expansion of technology upgrades, modern science labs, and other academic priorities.

The CPS facility portfolio includes 522 campuses and 798 buildings. Our average facility age is over 80 years old, and the total CPS facility need is over \$3 billion. Since FY2016, CPS has invested over \$2.1 billion into capital improvements across the district. These projects

include major renovations to ensure our schools stay warm and dry, facility construction to relieve overcrowding, security cameras to provide a safer environment for our children, and renovations to aid programmatic enhancements, among others. Additionally, CPS is investing \$100 million in the next five years to ensure all CPS campuses are more accessible.

The FY2022 capital budget is funded by future issuance of general obligation bonds which are principally repaid by Evidence-Based Funding (EBF). A portion of the FY2022 budget is also funded by Federal ESSER III funds and other outside resources.



## Finance Report: Long-Term Debt

As of June 30, 2021, CPS had \$9.2 billion in total debt, including accreted interest and capitalized lease obligations outstanding versus \$8.8 billion for FY2020—an increase of \$0.36 billion. The increase in outstanding debt represents the increase in new debt issued in FY2021.

### Bond Issuances

In FY2021, CPS issued Unlimited Tax General Obligation Bonds and Refunding Bonds Series 2021AB in February. These bonds were primarily issued for refunding and capital improvement program financing purposes.

### Debt Ratings

Investors who purchase municipal bonds use debt ratings as an indicator of the financial stability of an organization and consequently the safety and security of the debt sold by that organization. In general, higher credit ratings often result in lower borrowing costs via reduced interest rates paid on municipal bonds. Strong ratings also promote a wider market by attracting more buyers of municipal bonds. CPS currently has bonds outstanding with credit ratings from Fitch Ratings, Kroll Bond Rating Agency, Moody's Investor Service

and Standard and Poor's. During FY2021, Moody's Investor Service general obligation (GO) rating of the Board was upgraded from B1 to Ba3 with a stable outlook. Also in FY2021, Standard & Poor's GO rating of the Board was upgraded from BB- to BB. Finally, Fitch downgraded the Board's Capital Improvement Tax (CIT) rating from A to A-.

#### CPS Debt Ratings

General Obligation Bonds (GO)	June 2021	June 2020
Fitch Ratings	BB	BB
Kroll Bond Ratings	BBB-	BBB-
Moody's Investor Service	Ba3	B1
Standard and Poor's	BB	BB-
Capital Improvement Bonds (GO)	June 2021	June 2020
Fitch Ratings	A-	A
Kroll Bond Ratings	BBB	BBB

Highest rating is 'AAA'; lowest is 'D'

#### Bond Issuances

Date	Purpose	(in thousands)	Services	Type of Bonds
Feb. 2021	Capital Improvements	\$450,000	2021A	Unlimited Tax General Obligation
Feb. 2021	Refunding	\$107,505	2021B	Unlimited Tax General Obligation Refunding



**200,000+**

devices distributed  
in response to  
COVID-19

**40,000+**

families connected to  
high-speed internet  
through the groundbreaking  
Chicago Connected program



**35**

Community Organizations  
supporting digital equity  
& literacy

**29.2 million**

meals distributed

**\$36.9 million**

budget for bilingual education

including the hiring of

**250**

supplementary bilingual educators



**\$1.2 million**

budget for STEM and  
STEAM programs



**\$47.7 million**

invested in Skyline, first ever  
digital standards-aligned and  
culturally-responsive free curriculum  
(English, Arts, Math, Science,  
Social Science, World Languages)



**43** dual language programs

**740** preschool classrooms



**\$306 thousand**

invested in 18 schools for the  
Equal Opportunity Schools mission

**\$294 million**

for early childhood education including—



**\$188 million at 369**

elementary schools for early  
childhood programs



**\$80.2 million for programs**

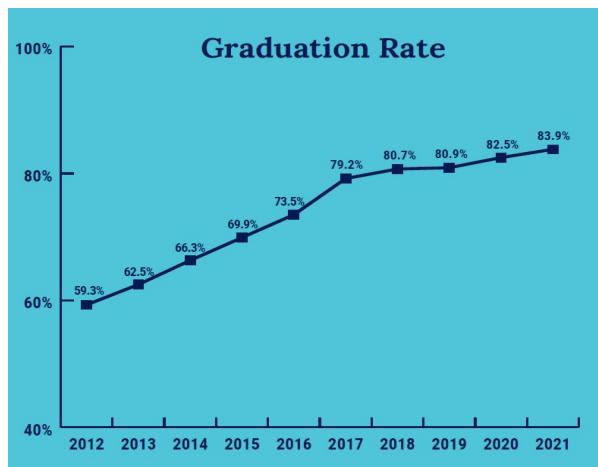
implemented at various  
community-based organizations



Despite the countless challenges of the 2020-21 school year, our schools went above and beyond to support our students, leading to a record-high graduation rate, record-low dropout rate, and over \$1 billion in college scholarships earned for the sixth year in a row, among other commendable statistics. This year's Academic performance epitomizes the resilience, tenacity, and hard work of school communities across Chicago.

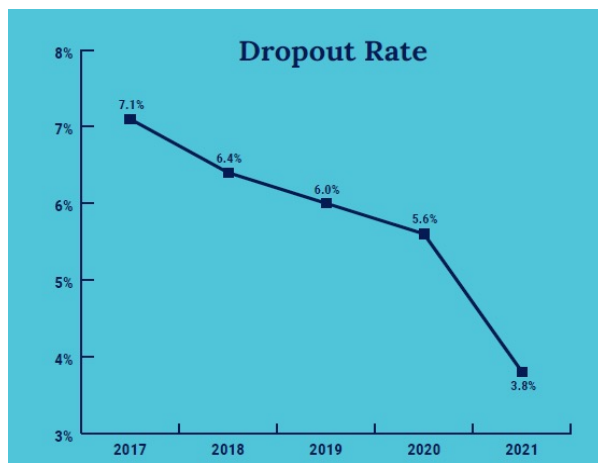
## Record-Setting Graduation Growth

In school year 2020-21, CPS students posted a record high 83.8% graduation rate, an accomplishment spear-headed by strong gains from African American students. Over the past decade, the district's graduation rate has increased by nearly 27 percentage points.



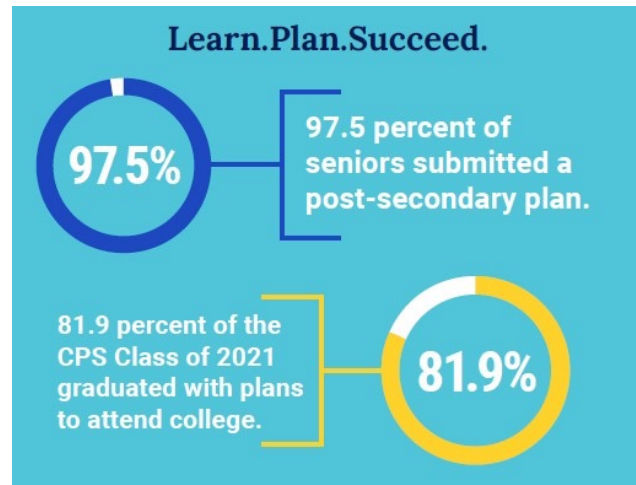
## Lowest-Ever-One-Year Dropout Rate

The district's one-year dropout rate hit a record low of 3.8 percent, nearly two percentage points lower than during the 2019-20 school year.



## Supporting Post-Secondary Success

Through the district's Learn.Plan.Succeed. initiative, all high school students are required to have a concrete post-secondary plan before they graduate.



## Scholarship Dollars Earned

The Class of 2021 is the sixth straight graduating class to earn over \$1 billion in college scholarship offers. CPS continues to prioritize connecting students to support from dedicated school counselors and college and career coaches so they remain aware of scholarship opportunities.



Chicago Public Schools has gained national recognition for its notable gains in leadership in urban education. Chicago Public School's highlights can be found below.

### **U.S. News & World Report: U.S. News 2021 Best High Schools Rankings**

*The top five spots and 27 of the top 100 high schools in Illinois were CPS schools, with four CPS Schools ranking among the top 100 schools in the United States.*

### **CBS Local: CPS Unveils \$9.3 Billion Budget Plan For Upcoming School Year; More Than \$1 Billion In Federal Aid To Help Return To In-Person Classes**

July 13, 2021

*"Chicago Public Schools officials have proposed a \$9.3 billion budget plan for the 2021-22 school year, an increase of nearly \$1 billion over last school year, thanks to an infusion of federal funding that will go towards the district's plan to resume in-person classes full-time in the fall."*

*"CPS officials said the federal dollars from the Elementary and Secondary School Emergency Relief Fund will go toward three priority areas: resuming in-person classes full-time in the fall, funding for additional staffing and resources in schools, and addressing the disproportionate impact of the pandemic on Black and Brown communities."*

### **Chalkbeat: New CEO Pedro Martinez on how he plans to help Chicago students recover**

October 7, 2021

*"Coming to Chicago, my immediate work is still driven by safety concerns. For me, it's very clear: The schools are safe. But there's still some anxiety to reduce. So that is my priority right now. What I want to pivot to is really understanding the plans schools have around recovery. The good news is, when I look at our attendance, it is actually at a reasonably high level."*

— CPS CEO Pedro Martinez

### **Chicago Sun Times: CPS unveils pandemic recovery plan funded by half-billion in federal relief money**

June 16, 2021

*"Chicago Public Schools officials unveiled a half-billion dollar, two-year pandemic recovery plan Wednesday*

*that they hoped would address many of the demands families and educators have made in recent months."*

*"Principals will receive \$160 million — \$68 million of it next school year — in so-called "flexible funding" to use as their school communities see fit for needs such as additional support staff or supplemental programs."*

*"Another \$165 million will be used to provide specific resources such as a new district-wide curriculum, academic interventions, classroom technology and professional learning for staff. An additional \$201 million will go toward tutoring, mentorship, mental health support, early literacy support, job opportunities, more school counselors and resources for special education and English learner students."*

*Officials said they would hire and train 850 new staff members to serve as literacy tutors for kindergarten through fifth graders and math tutors for grades six through 12."*

### **Washington Post: Opinion: In Chicago, public schools are often called a mess. Truth is, they've improved — a lot.**

August 26, 2021

*"...for the past couple of decades, Chicago Public Schools (CPS) has improved. A lot."*

*"Here are a few data points. From 2007 to 2019, high school graduation rates rose from 60 percent to 82 percent. In 2018, 63 percent of high school graduates enrolled immediately in two- or four-year colleges, compared with 50 percent in 2006 — and that rate held fairly steady last year in the face of covid-19. Achievement in reading and math has improved since the early 2000s, as measured by the National Assessment of Educational Progress."*

*On Illinois reading and math assessments, CPS third-graders score below the national average, but by eighth grade they are pretty much at the national average. In a 2020 analysis by Sean Reardon, professor of poverty and inequality in education at Stanford University, Chicago emerged as the only large district that can boast this kind of student growth, a huge turnaround for the district."*

## **BUDGET**

Allocation of available revenue in accordance with the spending guidelines and policies of the revenue sources to carry out educational goals of the school district.

## **BOND**

A written promise to pay a specified sum of money, called the face value or principal amount, at a specified date in the future (the maturity date), together with periodic interest at a specified rate.

## **CAPITAL ASSETS**

All tangible property which cannot easily be converted into cash and which is usually held for a long period, including real estate, equipment, etc.

## **CAPITAL IMPROVEMENT**

Any permanent structure or other asset in real estate added to a property that adds to its value, whether through new construction or renovation.

## **DEBT RATINGS**

A grade assigned by credit rating agencies that evaluate the credit worthiness of a corporation's debt issues. A rating is specified by a letter classification, such as AAA, B, or CC. This rating is a financial indicator to potential investors of debt securities (i.e. bonds).

## **DEBT SERVICE FUND**

Governmental fund type used to account for the accumulation of resources for, and the payment of, general long-term debt principal and interest.

## **FUND ACCOUNTING**

Accounting whereby nonprofit organizations and organizations in the public sector are measured by accountability instead of profitability. These organizations have a need for special reporting.





# Acknowledgement & District Data

This Popular Annual Financial Report was developed and prepared by:

## OFFICE OF FINANCE

**Miroslava Mejia Krug**  
Chief Financial Officer

**David Paul, CPA**  
Interim Controller

**Dongmei Li, CPFO, CPA, CGFM, MA**  
Interim Deputy Controller

**Bryce Radke**  
Senior Financial Analyst

## DEPARTMENT OF MARKETING

**Courtney Hill**  
Director of Marketing

**Kirk Miller**  
Senior Graphic Designer

**Kathy Schoerner**  
Graphic Designer

## SPECIAL THANKS TO

Significant efforts were made by all staff of the Office of the Controller and many others in the Office of Finance and throughout the district to prepare the CPS' FY2021 Annual Comprehensive Financial Report, from which much of the content of this report was adopted.

## DISTRICT DATA

This District Data includes data aggregates by school as well as for the district as a whole. Please go to <https://www.cps.edu/about/stats-facts> for details.





**Popular Annual  
Financial Report**

FOR THE FISCAL YEAR ENDED JUNE 30, 2021